


Surgiforce  
Instruments

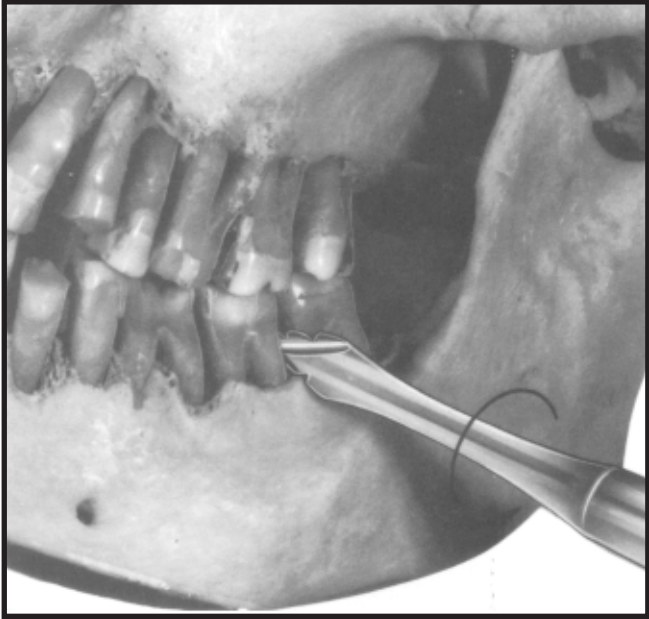
Page  
32–50

- Root Elevators



lower jaw, left side

lower jaw, right side



SF-2-5101



SF-2-5102

Root elevator, spiral-shaped, for extremely facilitated extraction of the molars in the lower jaw. The slender, conical points allow deep penetration between tooth and gum. Owing to the hook-shaped working parts, slipping of the elevator is avoided.




Bein



**Bein  
SF-2-5103**  
Fig 1




**Bein  
SF-2-5104**  
Fig 2



**Bein  
SF-2-5105**  
Fig 0




**Bein  
SF-2-5106**  
Fig 3



**Bein  
SF-2-5107**  
Fig 4



**Bein  
SF-2-5108**  
Fig 5



**Bein  
SF-2-5109**  
Fig 6



**Seldin**



**Seldin  
SF-2-5110  
Fig 1L**



**Seldin  
SF-2-5111  
Fig 1R**



**Seldin  
SF-2-5112  
Fig 2**



**Seldin  
SF-2-5113  
Fig 3**



**Seldin  
SF-2-5114  
Fig 4L**



**Seldin  
SF-2-5115  
Fig 4R**



**Cryer  
SF-2-5116  
Fig 3**



**Cryer  
SF-2-5117  
Fig 4**



**Cryer  
SF-2-5118  
Fig 12**



**Cryer  
SF-2-5119  
Fig 27**



**Cryer  
SF-2-5120  
Fig 28**



**Cryer  
SF-2-5121  
Fig 27 S**



**Cryer  
SF-2-5122  
Fig 28 S**



Apical



Apical  
SF-2-5123  
Fig 1



Apical  
SF-2-5124  
Fig 2



Apical  
SF-2-5125  
Fig 3



Apical  
SF-2-5126  
Fig 4



**Cryer**

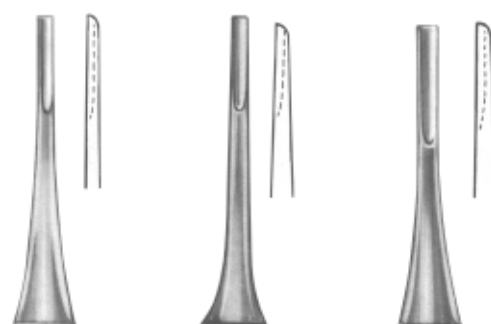


**Cryer  
SF-2-5127  
Fig 1**

**Cryer  
SF-2-5128  
Fig 2**



**Coupland**



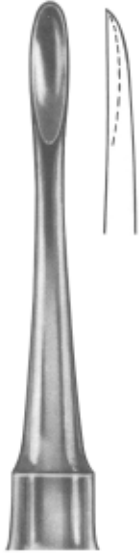
**Coupland  
SF-2-5129  
Fig 1**

**Coupland  
SF-2-5130  
Fig 2**


**Coupland  
SF-2-5131  
Fig 3**



SF-2-5132  
Fig 1



SF-2-5133  
Fig 2



SF-2-5134  
Fig 3



Flohr  
SF-2-5135  
Fig 1



Flohr  
SF-2-5136  
Fig 2



Flohr  
SF-2-5137  
Fig 3





**Kopp**  
SF-2-5138  
Fig 1



**Kopp**  
SF-2-5139  
Fig 2



**Kopp**  
SF-2-5144  
Fig 1



**Kopp**  
SF-2-5145  
Fig 2



**Kopp**



**Kopp**  
SF-2-5140  
Fig 3



**Kopp**  
SF-2-5141  
Fig 4



**Kopp**



**Kopp**  
SF-2-5142  
Fig 5



**Kopp**  
SF-2-5143  
Fig 6



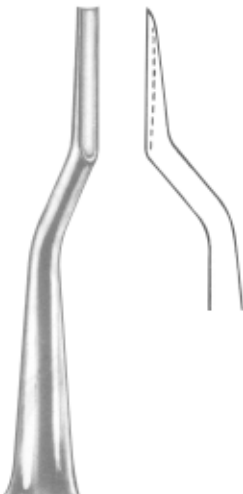
**Kopp**  
SF-2-5146  
Fig 3



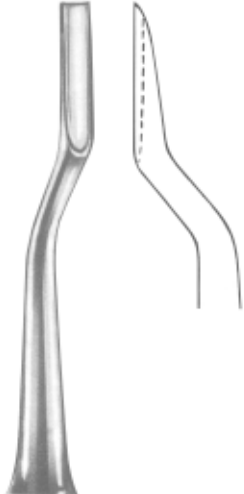
**Kopp**  
SF-2-5147  
Fig 4



**Hylin**  
**SF-2-5148**  
Fig 1



**Bein**  
**SF-2-5150**  
Fig 1



**Bein**  
**SF-2-5151**  
Fig 2



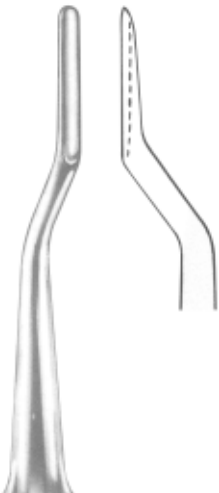
**Hylin**



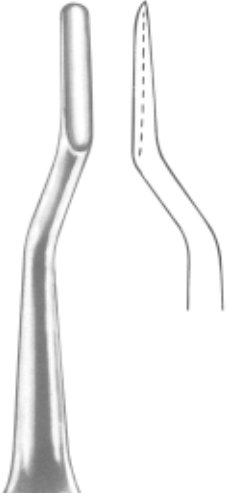
**Hylin**  
**SF-2-5149**  
Fig 2



**Bein**



**Bein**  
**SF-2-5152**  
Fig 3



**Bein**  
**SF-2-5153**  
Fig 4




**Warwick-James  
SF-2-5154  
Fig 1**



**Warwick-James  
SF-2-5155  
Fig 2**



**Warwick-James  
SF-2-5156  
Fig 3**



**London Hospital  
SF-2-5157  
Fig 1**




**London Hospital  
SF-2-5158  
Fig 2**



**London Hospital  
SF-2-5159  
Fig 3**



**Ott  
SF-2-5160**



Pott



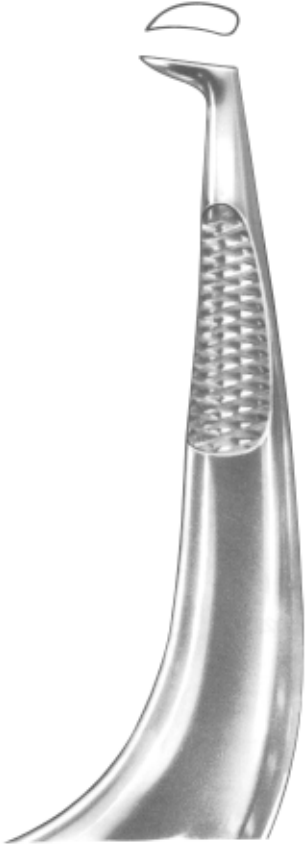
Pott  
SF-2-5162  
Fig 1



Pott  
SF-2-5163  
Fig 2



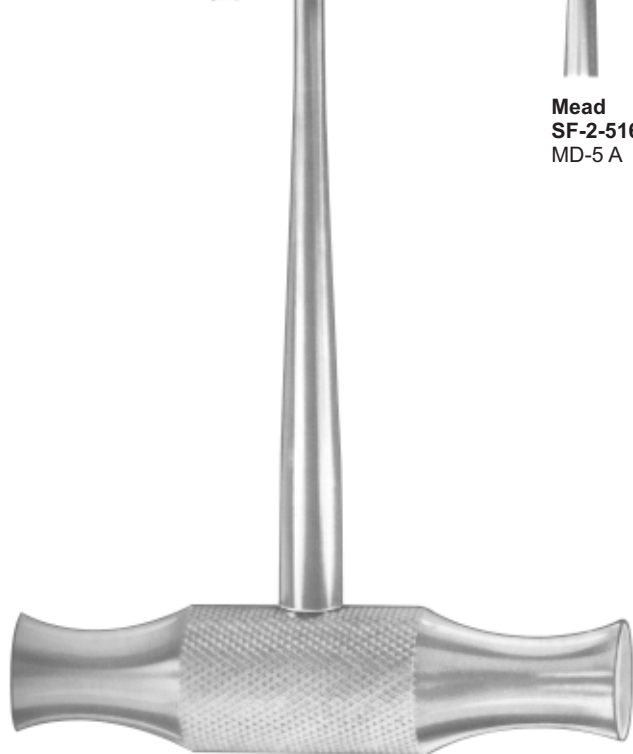
SF-2-5164  
Fig 1



SF-2-5165  
Fig 2

# Root Elevators

[www.surgiforce.com](http://www.surgiforce.com)



**Mead  
SF-2-5166  
MD 1**



**Mead  
SF-2-5167  
MD-5 A**



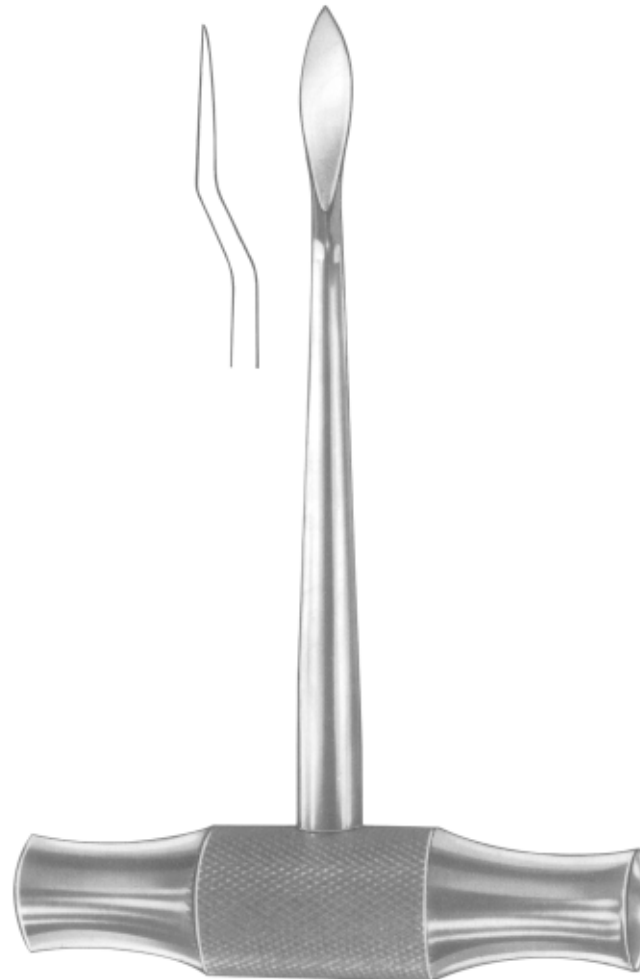
**Mead  
SF-2-5168  
MD-6 A**



**Mead  
SF-2-5169  
MD-7 A**



**Mead  
SF-2-5170  
MD-8**



**Lecluse  
SF-2-5171**



**Chompret  
SF-2-5172  
Fig 1**



**Chompret  
SF-2-5173  
Fig 2**



**Chompret  
SF-2-5174  
Fig 3**



**Chompret  
SF-2-5175  
Fig 4**



**Apical  
SF-2-5176**



**SF-2-5177**  
Fig 1



**SF-2-5178**  
Fig 2



**SF-2-5179**  
Fig 3



**Heidbrink  
SF-2-5180**  
Fig 1



**Heidbrink  
SF-2-5181**  
Fig 2



**Heidbrink  
SF-2-5182**  
Fig 3



Winter  
SF-2-5183  
Fig 1L



Winter  
SF-2-5184  
Fig 1R



Winter  
SF-2-5185  
Fig 2L



Winter  
SF-2-5186  
Fig 2R



Winter



Winter  
SF-2-5187  
Fig 11 L



Winter  
SF-2-5188  
Fig 11 R



Winter  
SF-2-5189  
Fig 12 L



Winter  
SF-2-5190  
Fig 12 R



Winter  
SF-2-5191  
Fig 14 L



Winter  
SF-2-5192  
Fig 14 R





**Barry  
SF-2-5193  
Fig 1**



**Barry  
SF-2-5194  
Fig 2**



**Barry  
SF-2-5195  
Fig 3**



**Barry  
SF-2-5196  
Fig 4**



**Barry**



**Barry  
SF-2-5197  
Fig 11**



**Barry  
SF-2-5198  
Fig 12**



**Barry  
SF-2-5199  
Fig 17**



**Barry  
SF-2-5200  
Fig 18**



Cryer  
SF-2-5201  
Fig 26



Seldin  
SF-2-5202  
Fig 27



Cryer  
SF-2-5203  
Fig 28



Cryer  
SF-2-5204  
Fig 29



Heidbrink  
SF-2-5205  
Fig 22



Heidbrink  
SF-2-5206  
Fig 23



SF-2-5207



**Kopp**  
**SF-2-5208**  
Fig 31



**Kopp**  
**SF-2-5209**  
Fig 32



**Kopp**  
**SF-2-5210**  
Fig 33



**Kopp**  
**SF-2-5211**  
Fig 34



**Kopp**  
**SF-2-5212**  
Fig 35



**Kopp**  
**SF-2-5213**  
Fig 44



**SF-2-5214**



**Heidbrink**  
**SF-2-5215**  
Fig 10



**Winter**  
**SF-2-5216**  
Fig 11



**Winter**  
**SF-2-5217**  
Fig 12



**Barry**  
**SF-2-5218**  
Fig 17



**Barry**  
**SF-2-5219**  
Fig 18



**SF-2-5220**  
Fig 20

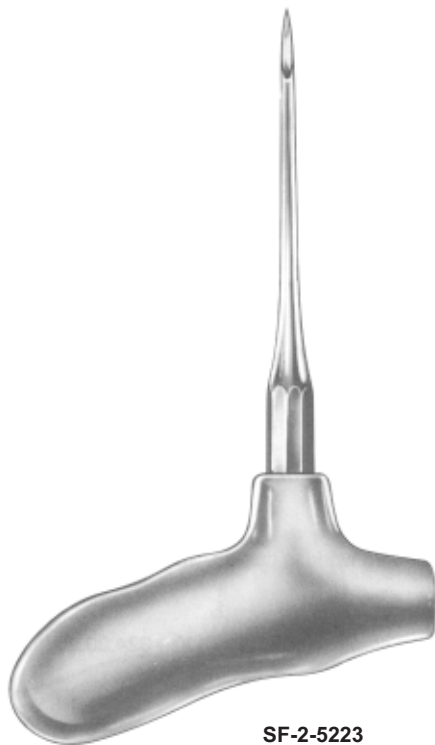


**SF-2-5221**

Root Elevators according to Dr. Sader,  
with interchangeable working tips



SF-2-5222



SF-2-5223



SF-2-5224



# Surgiforce Instruments



Opposite Surgical Association,  
Malkay Kalan, Marala Road,  
Sialkot-51050 Pakistan.



+92 523 559131



info@surgiforce.com  
sales@surgiforce.com



www.surgiforce.com



## Our Certifications:

ISO 9001

CE Certified

EN 13485:2012

ISO 7153-1

ISO 7151

ISO 17664:2004

ISO 13402

ISO 15223

